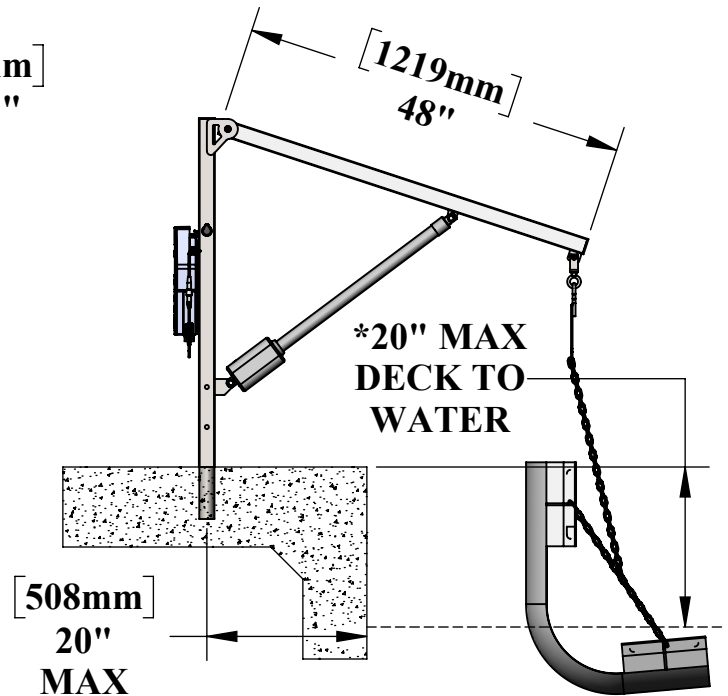
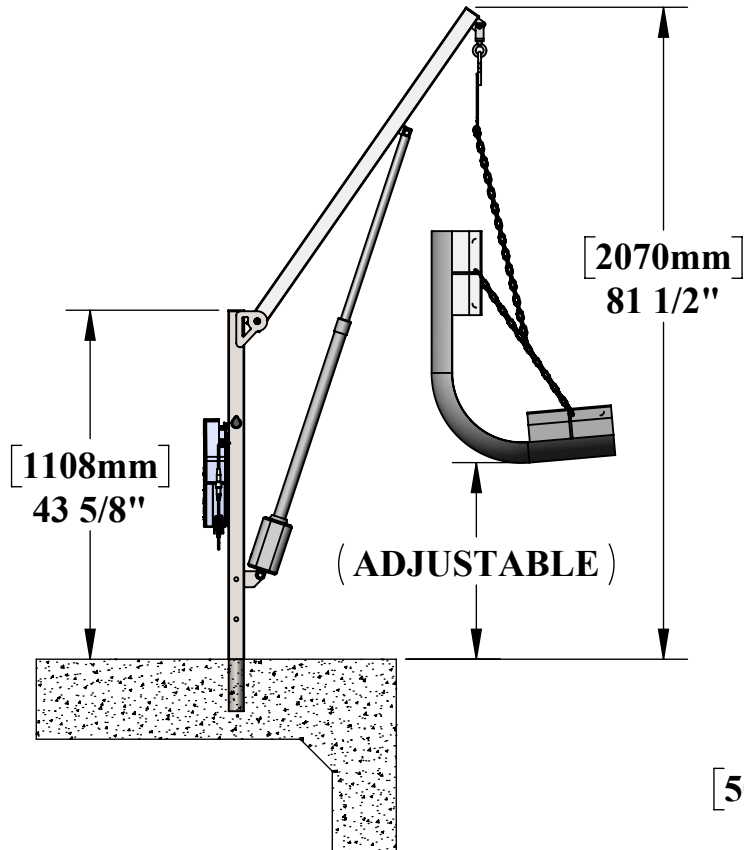
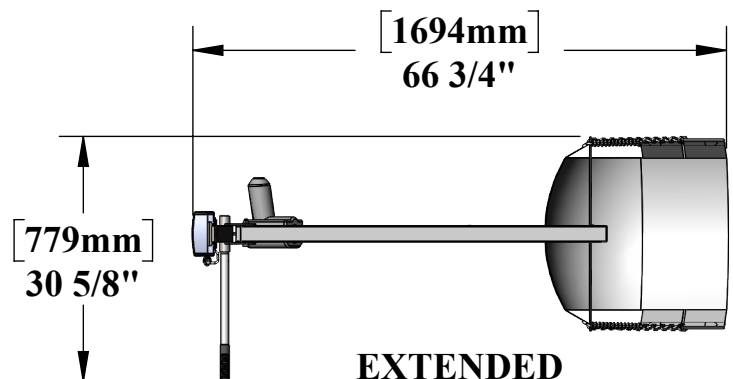
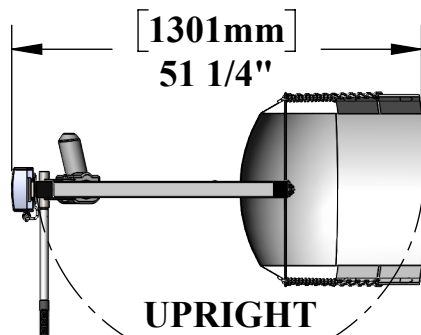


# POWER EZ 2 POOL LIFT

**\*MEASUREMENT TAKEN WITH THE LIFT AT FULL LOAD AND CHAINS EXTENDED\***



**PRODUCT WEIGHT: 70lbs [31kg]**  
**MAX WEIGHT CAPACITY: 400lbs [181kg]**  
**MIN ANCHOR SETBACK: 12"**  
**MAX ANCHOR SETBACK: 20"**  
**MAX WATER DRAFT: \*20"**  
**VERTICAL TRAVEL: 52.25"**



**CONTINUOUS  
360° ROTATION**



**Aqua Creek Products**

9889 GARRYMORE LANE  
 MISSOULA, MT 59808  
 (406) 549-0769  
 FAX (406) 549-2602

NOTE:  
 \*SPECIFICATIONS ARE SUBJECT TO CHANGE WITHOUT NOTICE

PRODUCT: <b>POWER EZ 2 LIFT</b>	
PART #: <b>F-PEZPL2</b>	
SCALE: <b>1:24</b>	DATE: <b>12/20/2018</b>
DRAWN BY: <b>KR</b>	REVISION: <b>02</b>